



Form A

Town of Duck Lake, Saskatchewan

APPLICATION FOR BUILDING & DEVELOPMENT PERMIT

Application # _____

Deposit Received \$ _____

I hereby make application for a permit to:

_____ Construct, _____ Alter, _____ Re-construct, _____ Develop

A building according to the information below and to the plans and documents attached to this application.

Civic Address of Building or Development: _____

Legal Description: Lot _____ Block _____ Plan _____

Applicant: _____

Telephone: _____ E-mail Address: _____

Mailing Address: _____

Owner: _____

Telephone: _____ E-mail Address: _____

Mailing Address: _____

Contractor: _____

Telephone: _____ E-mail Address: _____

Mailing Address: _____

Site Area (Length/Width/Total Area): _____

Intended Use of Proposed Structure: _____

Foundation: _____ Wood _____ Cement

Dimensions of Proposed Structure: _____

Height of Proposed Structure: _____

Page 2, Town of Duck Lake, SK – APPLICATION FOR BUILDING & DEVELOPMENT PERMIT

Please list all existing structures on the site, with the dimensions (i.e. House, garage, shed, deck):

Existing	Area	Length	Width	Height

Estimated Development Dates: Start: _____ Completion: _____

Utilities: Heating _____ Lighting _____ Plumbing _____

Business Use: ____ Yes ____ No Business Description: _____

Estimated Value of Construction (excluding land value): _____

Site Plan Attached: ____ Yes ____ No

Building Plans Attached: ____ Yes ____ No

The following forms need to be completed, in addition to this application:

- Form A1 – New Buildings & Additions
- Form A2 – Attached Garages
- Form A3 – Detached Garages
- Form A4 – Decks
- Form A5 – Mobile Homes
- Energy Efficiency Compliance Form
- Forms provided by the Building Official

I hereby agree to comply with the Building Bylaw and Zoning Bylaw of the Town of Duck Lake and acknowledge that it is my responsibility to ensure compliance with these and any other applicable bylaws, provincial acts and regulations regardless of any plan review or inspections that may or may not be carried out by the Town of Duck Lake or its authorized representative. I agree to do all construction work solely in accordance and compliance with the information and plans provided by me in this application, and will obtain all other work permits required in conjunction with my development.


Date

Signature



**Town of Duck Lake, SK
APPLICATION FOR BUILDING PERMIT**

Site Sketch



Please provide a diagram of the following:

- 1. Dimensions and lot lines of parcels or lots**
- 2. Dimensions and locations of all existing and proposed buildings showing distances from lot lines**
- 3. Location of power, gas and telephone lines**
- 4. Adjacent roads**
- 5. Topographical features (hills, water courses, wooded areas, etc.)**
- 6. Adjoining land uses (residential/business, etc.)**
- 7. North directional arrow**

FORM A1

Building Construction Details for New Buildings or Additions:

Footings: Material _____ Size _____

Foundation: Concrete _____ PWF _____

Studs: Wood _____ Steel _____ Size _____ Spacing _____

Exterior Walls: Material _____ Size _____

Roof Sheathing: Material _____ Size _____

Pre-Engineered Truss: Spacing _____ Size _____

Floor Joists: Pre-engineered _____ Dimensional Lumber _____
Size _____ Spacing _____

Beam: Wood _____ Laminated _____ Steel _____

Piles: Size _____ Material _____

Chimney: Number _____ Size _____

Heating: Forced-air _____ Radiant Heat _____ Electric _____

Mechanical ventilation _____ Electrical _____ Plumbing _____

A set of building plans must be submitted with this application.

Building permit fee: \$ _____

ADDENDUM "A" TO FORM "A1"

List General Contractor: _____

List Sub-Contractors:

Trade	Name	Address
1. Excavation & Gravel	_____	_____
2. Cement & Basement Work	_____	_____
3. Framing	_____	_____
4. Shingling, Roofing	_____	_____
5. Siding	_____	_____
6. Insulation and Board	_____	_____
7. Plaster	_____	_____
8. Joint Filling	_____	_____
9. Floor Covering	_____	_____
10. Finishing and Cabinets	_____	_____
11. Plumbing & Heating	_____	_____
12. Electrical Work	_____	_____
13. Painting and Decorating	_____	_____
14. Other Work	_____	_____

I hereby agree to file with the municipality a list of tradesmen for licensing purposes and to pay their license fees to the Town should I fail to provide the said list within 10 days of permit approval.

Date

Signature of Owner or Agent

Detached Garage Specifications for:

Name: _____
Address: _____
Legal Land Location: _____
Phone: _____ Fax: _____
Contractor: _____ Phone: _____

Permit # _____
Town/Village/RM of _____
Date: _____

Wagner Inspection Services
Contact Date _____
225-2265 / 241-4741
wagnerdp@sasktel.net

Specifications

Foundation (grade beam & piles) or **Slab** (Page 3)
Slab dimensions: _____ wide x _____ long
Slab thickness overall _____ perimeter _____ (See page 3 for detail)
Type of base _____

Walls
Size & spacing of studs: _____
Size, type & spacing of anchor bolts: _____
Wall/building height to eave: _____ Type of siding: _____
Thickness & type of wall sheeting: _____
Insulation & barrier: Yes _____ No _____
Inside finish: _____ None _____


***Size of each vehicle door:** Door #1 - Opening width _____ & Header size _____ ply of 2" x _____
Door #2 - Opening width _____ & Header size _____ ply of 2" x _____ Door #3 - Opening width _____ & Header size _____ ply of 2" x _____
***Size of windows/man doors & header:** 1. - Opening width _____ & Header size _____ ply of 2" x _____
2. - Opening width _____ & Header size _____ ply of 2" x _____ 3. - Opening width _____ & Header size _____ ply of 2" x _____
**Note door/window openings on attached sketch, page 2.*

Roof
Engineered trusses by: _____
Spacing of trusses: _____ & overhang: _____
Type of shingles: _____
Ceiling finish: _____
Insulation: _____
Other
Heating: _____
Electrical: _____
Pit or Hoist: _____
Recommend eavetroughs and downspouts

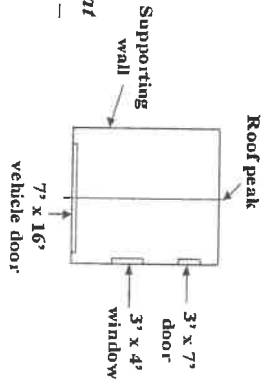
- Site Plan (on the reverse side show the following):**
1. Lot dimensions & lot shape
 2. Garage location and set backs from lot lines
 3. All existing buildings, their dimensions & distance to garage.
 4. Location of easements, retaining walls & driveways

Roof Layout

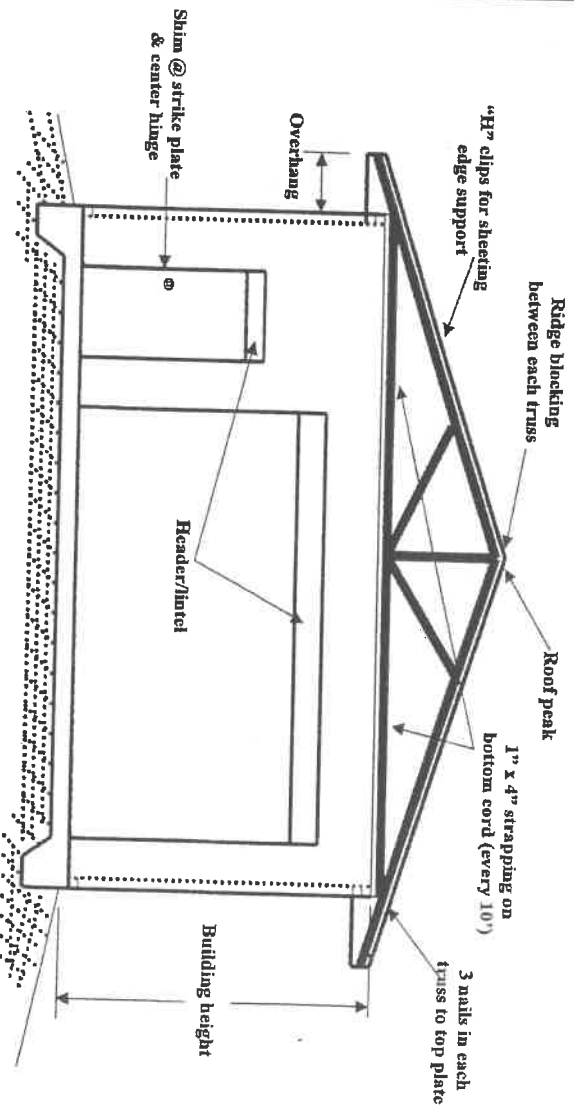
Indicate the location & * size of all doors and windows* and the direction of the roof peak in the drawing below:



Example of what we are looking for – to determine supporting walls



Note: venting & attic hatch required if insulating



Wagner Inspection Services

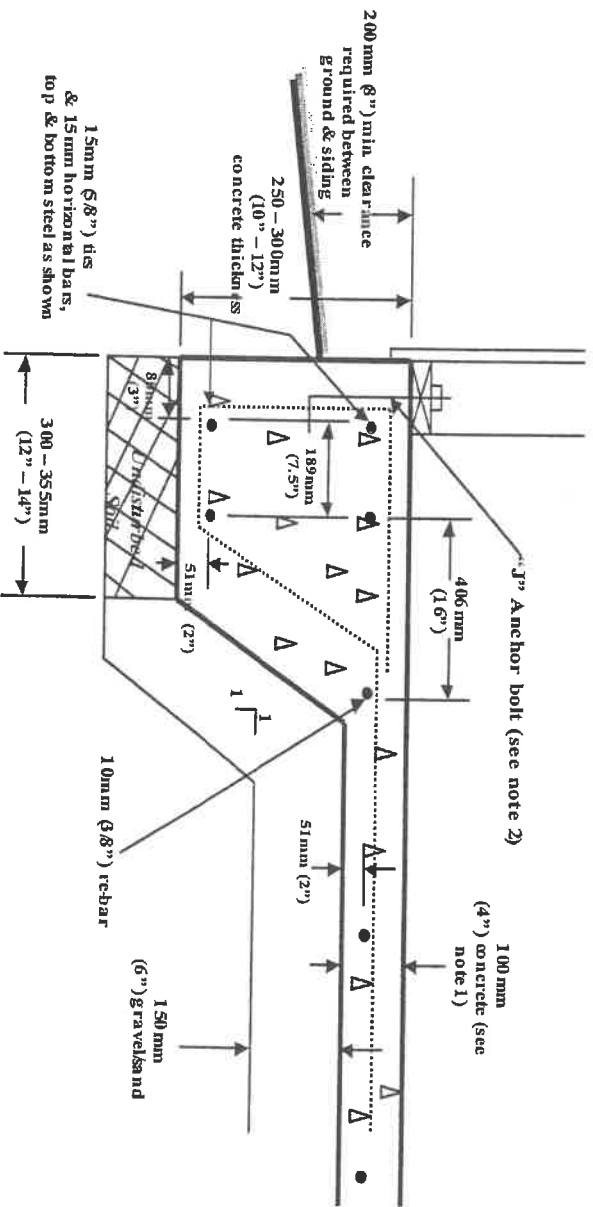
Contact Date

@

225-2265 / 241-4741

wagnerdp@sasktel.net

Recommended Reinforced Thickened Edge Concrete Slab



Notes:

1. 102mm (4") thick reinforced concrete slab with 10mm (3/8") dia re-bar at 406mm (16") on center each placed on:
 - 1a. 6 mil poly cover and (as per CGS B51.34M)
 - 1b. 152mm (6") deep compacted gravel base.
2. Around the perimeter place 12.7, (1/2") x 203mm (5") anchor bolts or equivalent at 900mm to 1200mm (36" to 48") spacing

Wagner Inspection Services
 Contact Date @
 225-2265 / 241-4741
 wagnerdp@sasktel.net